


KEY FEATURES


- Series 50 doors with 50mm thick stiles are significantly stronger than industry standard 44mm thick doors.
- 50mm thick doors are ideal for overheight doors.
- Series 50 doors have removable snap-on glazing beads on horizontals and wraparound stiles.
- Stile to rail joint is securely fixed with custom heavy duty spigot assembly.
- Horizontal rails can be fitted with square or splayed glazing beads.
- 19mm high glazing beads ensure that the glass gets the right bite.
- Can be security glazed with captive external glazing wedge.
- External wet top silicone glazing also available.
- Four midrail options 50mm, 115mm, 125mm and 200mm deep.
- Rebated French meeting stiles option available.
- For double glazing or thick glass go to Series 52 door.




Series 50 doors are approximately 70% stronger than conventional 44mm aluminium doors.



The sliding door detail shown above is ideal for high-end residential or commercial applications where you want a low flat sill that will keep water out.



A variety of thresholds to suit different applications.



Custom true hinge door French meeting stiles designed to improve water resistance. Stainless steel multi-point lock tips and custom bolt guides complete the package.

GENERAL

Max Panel Height*
H/S 3000mm

Max Panel Width*
H/1000mm
S/2500mm

Max Glass Thickness
10.38mm

ENERGY

UW Range
4.3-6.0

SHGC Range
0.26-0.60

WEATHER

Weather performance of this system will depend upon selected framing, configuration and sill. For more information contact AWS.

ACOUSTICS

This product has not been acoustics tested.

