

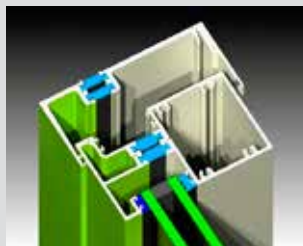
### KEY FEATURES

- Incorporating ThermalHEART® technology, Series 824 delivers excellent thermal performance and is ideal for commercial and high-end residential applications.
- The 28mm deep glazing pocket caters for glass installation and 12mm bite as required by IGU manufacturers.
- Reinforced tall glazing bead at sill tolerates high negative wind loads.
- Available as internally glazed or externally glazed.
- True captive glazing wedge allows reglazing from inside – ideal in elevated applications and offers increased security.
- External wet top silicone glazing also available.
- Glazing wedges are recessed for a clean appearance.
- Wide range of thermally broken sub-frames, including sub-sills with integrated nailing fin ideal for residential installations.
- Internal and external swing hinged door thresholds.
- 50mm thick doors designed to accept wide backset locks.

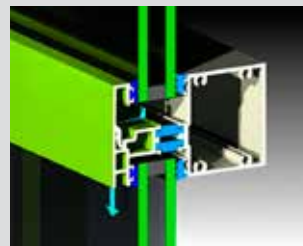


824 Sub sill  
Cover 2.jpg

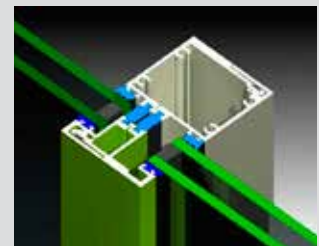
Sub-sill designed to support heavy double glazed frames and maintain the thermal break – dual colour option. We offer FrontGLAZE™ in both internal and external glazing.



Sub-jamb available to make installation easier. The sub-jamb has pressure bead on the inner face.



Designed to accept 24mm IGUs. Glazing pocket offers the required 12mm glass bite on IGUs. A variety of pocket closer extrusions are available should thinner glass be required.



We offer both snap-together and expansion mullions. We recommend expansion mullions on long runs of framing (over 6m).

### ENERGY

**Max Panel Height**  
Various

**Max Panel Width**  
Various

**Max Glass Thickness**  
28mm

**Frame Depth**  
100mm

### ENERGY

**UW Range**  
2.3-3.1

**SHGC Range**  
0.21-0.62

### WEATHER

**Maximum Water**  
600 Pa.

### ACOUSTICS

This product has not been acoustics tested. AWS anticipates this product's acoustic performance will be in-line with Series 804.